

SCULPTOR N6002

QD

NORDIC LIGHTS® Sculptor N6002 QD driving light integrates headlight, direction indicator, and position light in one unit. Unbeatable in its durability, this heavy-duty light is equipped with our integrated Quake dampening system, withstanding shocks of 60G and vibration of 15.3 Grms at 24–2000 Hz. The Sculptor N6002 QD has pedestal mounting and is very useful in agricultural, construction, and trucking applications. It has a dual-beam function with both low and high beams, which offers any vehicle using this light an amazing advantage.

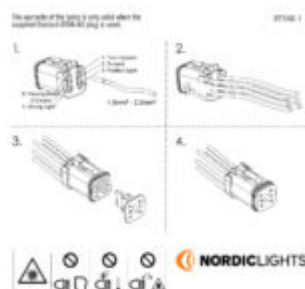


Not all products are available in all markets. During continuous improvement specifications and design are changing. All values are nominal values. Illustrations do not necessarily show the design of every version and some features are version specific. The lumens output varies depending on lens colour.

TECHNICAL DATA

Nominal Voltage DC	12 - 24 V	Body / Housing	Aluminum
Input Voltage DC	9 - 32 V	Weight	2.5 kg
Power Consumption	High Beam 34W, Low Beam 17W, Park 2.7W, Indicator 17.5W	IP Rating	IP68, IP6K9K
Nominal Current at 12 / 24V	Low Beam 0.7A @ 24V, 1.4A @ 12V, High Beam 1.4A @ 24V, 2.8A @ 12V	Salt Spray Test	ISO 9227 240H
Connector	Built-in Deutsch 6-pin	EMC	CISPR 25 Class 3, EN 13309, EN 61000-4-2, ISO 14982-2, ISO 13766, ISO 11452, ISO 7637-2, ISO 10605
Mount	Single Bolt M10	ECE Approvals	Passing beam: ECE R149 (Class B), Driving beam: ECE R149 (Class B), Position light: ECE R148 (Symbol A), Direction indicator: ECE R148 [Symbol 1B (front) & symbol 5 (side)]
Shock	60G	Operating Temperatures	-40°C... +85°C (Overheat protected)
Vibration	15.3Grms 24-2000Hz	Part Numbers	RHT Right: 960-125, RHT Left: 960-126, LHT Right: 960-127, LHT Left: 960-128
Lens	PC		

CONNECTORS



DT06-6S-Assembly



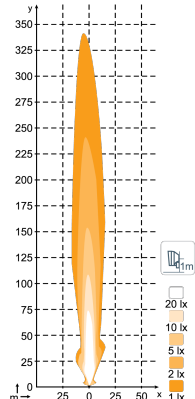
Built-in Deutsch 6-pin

KEY FEATURES

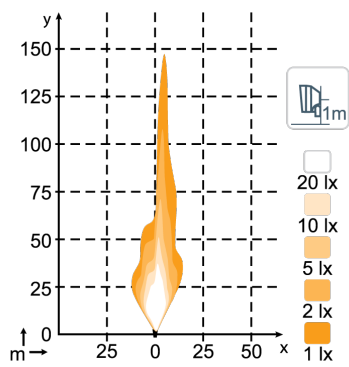
- All-in-One Durable Headlight
- QUAKE dampening system
- Dual-beam, Pedestal mounting

LIGHT PATTERNS

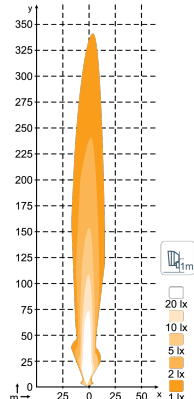
N60XX ECE
High Beam RHT



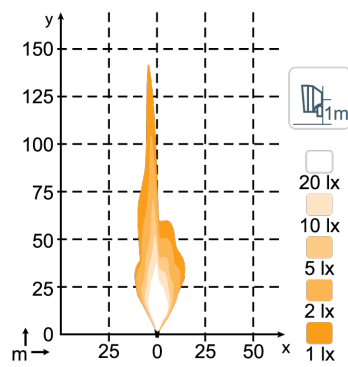
N60XX ECE
Low Beam RHT



N60XX ECE
High Beam LHT



N60XX ECE
Low Beam LHT



DRAWINGS

